

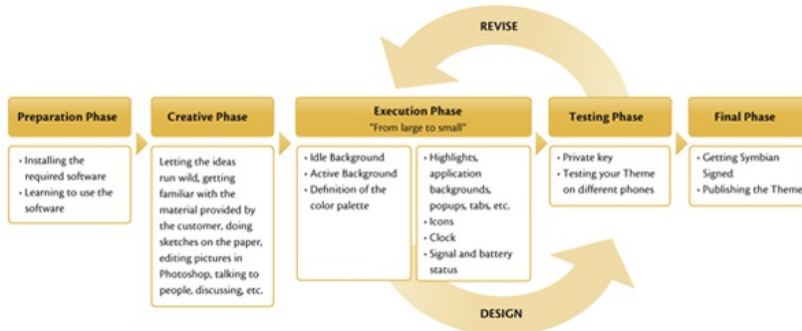
Theme usability design guidelines

Themes and usability

Creating user-friendly themes is quite straightforward if you keep the following things in your mind:

Style: A theme is more than a background image - a theme should have a unifying idea with a consistent style and balanced colour palette.

Contrast: Mobile devices are small and the text and icons on them are even smaller - a good contrast should be provided throughout the theme, so that the icons, texts, and the focus and scrolling indicators are easy to interpret. Even the best sketches need revising and require hard-disciplined work to make them really good.



Theme Components with high usability

Idle background


The idle background is displayed when the device is in idle mode and it can be practically anything you like or think the users of your Theme would like.

Note: There will be things on top of the idle background that have to be readable, such as the date and the time.

PREFERRED



NOT PREFERRED



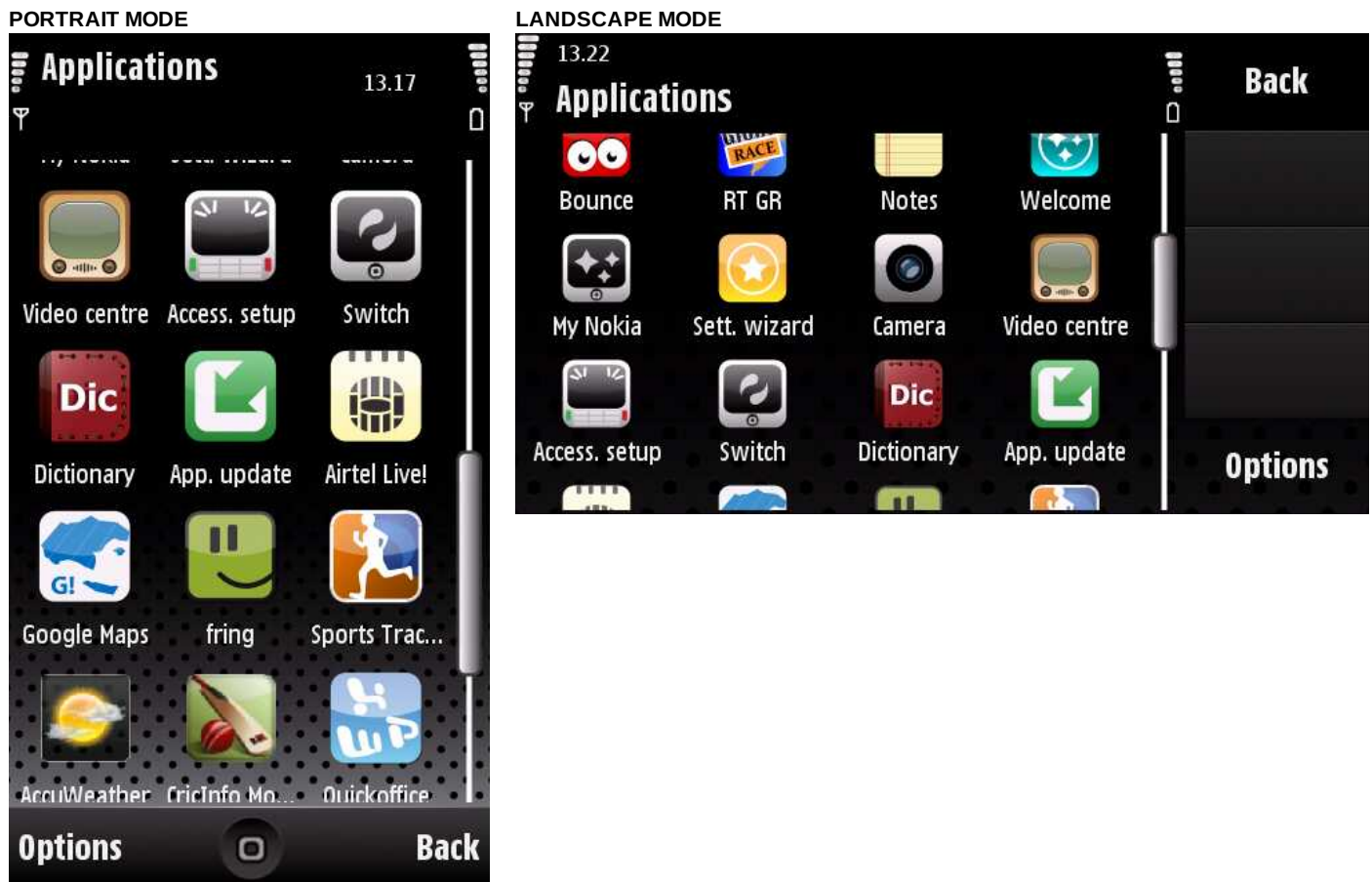
Active background

Background for different applications, pop-ups, and fields

Active standby

Scalable UI

When screen orientation changes from portrait to landscape and the aspect ratio of the display changes. Theme creator should also consider this effect.

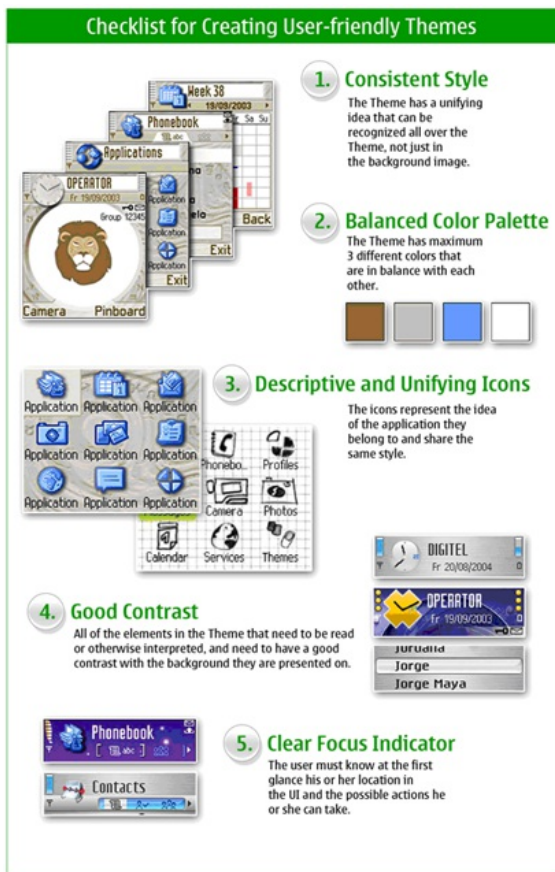


Icons and metaphors

Usable clocks, signals, and status bars

Ring Tone GuideLines For Nokia Devices

Nokia GuideLines For Creating User Friendly Themes



Few SnapShot of Forum Champion Theme



Similar theme could be created for:

- 1:Super Contributor.**
- 2:Regular Contributor.**
- 3:Post Of the Month.**

4:Wiki Contributor.

As they are the important part of the Nokia Developer Community.

Common Mistakes To Avoid

1. Text not clearly visible or not visible at all.
2. Improper icons; icons represents the functioning. Improper usage of icons can be misleading.
3. Keep in mind both landscape and regular view.
4. Explicit distinction should be possible for users for the selected and not selected items.